

A proposed method for determination of weighted despreading sequences for a DS/CDMA system

*Y. Jabrane, *R.Iqdour, *B. Ait Es said, **N.Naja

*Department of physics, Faculty of Sciences Cadi Ayyad University, Marrakesh, Morocco

**National institute of poste and telecommunications Av Allal Al Fassi- Madinat Al Irfane- Rabat, Morocco

Abstract:

The steeping chip weighting waveforms are used in multiple access interference cancellation by emphasizing the received spreading signal, therefore, that allows to solve the problem of orthogonality for the chip waveforms. Our paper presents a useful method based on fuzzy systems to determine the despreading sequences weighted by the steeping chip weighting waveforms for Direct Sequence Code Division Multiple Access DS/CDMA. The validity of our proposed method has been tested by numerical examples for an Additive White Gaussian Noise channels and shows that the parameter values of the chip weighting waveforms are good and the Bit Error Rate performance of the system does not undergone any degradation.

Keywords: DS/CDMA- MAI- Weighted Despreading Sequences- Fuzzy Systems.

1 INTRODUCTION:

The continuous growth of traffic volume and emergence of new services [1] have begun to change the structure of wireless networks. The high capacity required to support these characteristics can be obtained by using the spectrum as efficiently as possible and by flexibility in radio resource management [4]. A spread spectrum Code Division Multiple Access (CDMA) approaches have been proposed for a variety of digital cellular mobile and wireless personal communications systems [5].

In a DS/CDMA system, the biggest problem limiting its performances and capacity is due to interference produced by multiple access of several users in the channel [3] (Multiple Access Interference MAI). The optimal multiuser detector proposed by Verdu [2] is a major theoretical study but is disadvantaged by its computational complexity in the number of users and its requiring knowledge of delays, amplitudes, and modulation waveforms of the desired user and the interfering users.

Huang and Tung-Sang have proposed a method to Weight Despreading Sequences (WDS) by stepping chip weighting waveforms with the purpose to the MAI cancellation. The despreading sequences were expressed according to one

parameter. This parameter has been adjusted in order to maximize the signal to interference plus noise ratio (SINR), nevertheless, for each spreading code the calculation of optimal values of this parameter which maximize SINR while varying the signal to noise ratio (SNR) is not so easy.

In this paper we propose a new method based on fuzzy system to determine the WDS for a DS/CDMA system. Our goal is to reduce the complexity calculation of the optimal values of the parameter for each SNR by using the learning ability and the high-speed computational capacity features of fuzzy systems.

2 MODEL STATEMENT:

We consider the system described by: The transmitted signal relative to the k th user, given by:

$$S_k(t) = \sqrt{2P}b_k(t)a_k(t)\cos(\omega_c t + \Theta_k) \quad (1)$$

Where P and ω_c , common to all users, are the transmitted power and the carrier frequency, respectively.

$b_k(t)$ is a binary data signal and $a_k(t)$ is the spreading code, which have respectively T_b and T_c as durations where $T_b = NT_c$. N is the period of the spreading sequence, Θ_k is a random phase.

Thus, the received signal $r(t)$ at the base station is given by:

$$\begin{aligned} r(t) &= \sum_{k=1}^K S_k(t - \tau_k) + n(t) \\ &= \sqrt{2P} \sum_{k=1}^K a_k(t - \tau_k) b_k(t - \tau_k) \cos(\omega_c t + \Phi_k) + n(t) \end{aligned} \quad (2)$$

K is the total number of active users, τ_k and Φ_k are random time delays and phases respectively which undergo the relation: $\Phi_k = \Theta_k - \omega_c \tau_k$, for $1 \leq k \leq K$, $n(t)$ is an Additive White Gaussian Noise (AWGN) with two-sided power spectral density $\frac{N_0}{2}$. The weighted despreading sequence for the k th receiver is given by [6]:

$$\hat{a}_k(t) = \sum_{j=-\infty}^{\infty} a_j^{(k)} w_j^{(k)} \left(t - jT_c / \left\{ \begin{matrix} c \\ j \end{matrix}, \begin{matrix} c \\ j+1 \end{matrix} \right\} \right) \quad (3)$$

Where $c_j^{(k)} = a_{j-1}^{(k)} a_j^{(k)}$, $w_j^{(k)} \left(t / \left\{ \begin{matrix} c \\ j \end{matrix}, \begin{matrix} c \\ j+1 \end{matrix} \right\} \right)$ for $0 \leq t \leq T_c$, is the j th chip weighting waveforms for the k th

receiver conditioned on the status of three consecutive chips: $\left\{ \begin{matrix} c \\ j \end{matrix}, \begin{matrix} c \\ j+1 \end{matrix} \right\} = \left\{ \begin{matrix} a \\ j-1 \end{matrix}, \begin{matrix} a \\ j \end{matrix}, \begin{matrix} a \\ j \end{matrix}, \begin{matrix} a \\ j+1 \end{matrix} \right\}$ and

$P_x(y) = 1$ for $0 < y < x$ and 0 otherwise. The j th chip conditional weighting waveforms for the k th receiver is defined by [6, 7]:

$$w_j^{(k)} \left(t / \left\{ \begin{matrix} c \\ j \end{matrix}, \begin{matrix} c \\ j+1 \end{matrix} \right\} \right) = \begin{cases} m_1(t) & \text{if } c_j^{(k)} = +1 \text{ and } c_{j+1}^{(k)} = +1 \\ m_2(t) & \text{if } c_j^{(k)} = -1 \text{ and } c_{j+1}^{(k)} = -1 \\ m_3(t) & \text{if } c_j^{(k)} = -1 \text{ and } c_{j+1}^{(k)} = +1 \\ m_4(t) & \text{if } c_{j+1}^{(k)} = +1 \text{ and } c_{j+1}^{(k)} = -1 \end{cases} \quad (4)$$

The elements of the chip weighting waveform vector $\{m_1(t), m_2(t), m_3(t), m_4(t)\}$ are given by:

$$\begin{aligned} m_1(t) &= L(\varepsilon) P_{T_c}(t) \\ m_2(t) &= P_{T_c}(t) - [1 - L(\varepsilon)] P_{T_c - 2T_\Delta}(t - T_\Delta) \\ m_3(t) &= P_{T_\Delta}(t) + L(\varepsilon) P_{T_c - T_\Delta}(t - T_\Delta) \\ m_4(t) &= L(\varepsilon) P_{T_c - T_\Delta}(t) + P_{T_c}(t) - P_{T_c - T_\Delta}(t) \end{aligned} \quad (5)$$

Where $T_\Delta \in (0, T_c / 2]$, $\varepsilon = T_c / T_\Delta \in [2, \infty)$ is the parameter of the stepping chip weighting waveforms and $L(\varepsilon) \in [0, 1]$ is a monotonically decreasing function with ε :

$$L(\varepsilon) = \left[C \left(\frac{\varepsilon}{2} - 1 \right) + 1 \right]^{-1}$$

where the constant C is chosen equal to 10. We assume that

$(\tau_i = 0 \text{ and } \Phi_i = 0)$ for the i th user, the $SINR_i$ Conditioned on $\left\{ \begin{matrix} c \\ j \end{matrix} \right\}$ is given by [7]:

$$SINR_i = \left\{ \begin{array}{l} \frac{\varepsilon [2\chi + (\varepsilon - 2\chi)L(\varepsilon)]^2}{2k_b [2\chi + (\varepsilon - 2\chi)L(\varepsilon)]^2} \\ (K-1)E\left(\Gamma\left\{\begin{array}{l} i \\ c \\ j \end{array}\right\}, \varepsilon\right) \\ + \frac{\varepsilon N [2\chi + (\varepsilon - 2\chi)L(\varepsilon)]^2}{2\varepsilon N [2\chi + (\varepsilon - 2\chi)L(\varepsilon)]^2} \end{array} \right\}^{-1} \quad (6)$$

Where: $k_b = E_b/N_0$, $E_b = PT_b$, $\chi = \hat{N}_i/N$, \hat{N}_i is a random variable which represents the

number of occurrences of $\begin{matrix} i \\ c \\ j \end{matrix}$ for all $j \in [0, N-1]$ and the term $E\left(\Gamma\left\{\begin{array}{l} i \\ c \\ j \end{array}\right\}, \varepsilon\right)$ is given by:

$$E\left(\begin{matrix} i \\ c \\ j \end{matrix}, \varepsilon\right) = \frac{1}{N} \left\{ \begin{array}{l} \frac{\binom{(i)}{\{-1,-1,-1\}}}{\binom{(i)}{\{-1,-1,-1\}}} \left[\frac{8}{3} + 4(\varepsilon-2)L(\varepsilon) + \frac{(\varepsilon-2)^2(4+\varepsilon)L^2(\varepsilon)}{3} \right] + \\ \left(\frac{\binom{(i)}{\{-1,-1,1\}}}{\binom{(i)}{\{-1,-1,1\}}} + \frac{\binom{(i)}{\{1,-1,-1\}}}{\binom{(i)}{\{1,-1,-1\}}} \right) \left[\frac{5}{3} + \left(3\varepsilon - \frac{16}{3}\right)L(\varepsilon) + \left(\frac{\varepsilon^3}{3} - 3\varepsilon + \frac{11}{3}\right)L^2(\varepsilon) \right] + \\ \left(\frac{\binom{(i)}{\{-1,1,1\}}}{\binom{(i)}{\{-1,1,1\}}} + \frac{\binom{(i)}{\{1,1,-1\}}}{\binom{(i)}{\{1,1,-1\}}} \right) \left[\frac{1}{3} + \left(\varepsilon - \frac{2}{3}\right)L(\varepsilon) + \left(\varepsilon^3 - \varepsilon + \frac{1}{3}\right)L^2(\varepsilon) \right] + \\ \frac{\binom{(i)}{\{-1,1,-1\}}}{\binom{(i)}{\{-1,1,-1\}}} \left[\frac{2}{3} + 2\left(\varepsilon - \frac{2}{3}\right)L(\varepsilon) + \left(\varepsilon^3 - 2\varepsilon + \frac{2}{3}\right)L^2(\varepsilon) \right] \\ \frac{\binom{(i)}{\{1,-1,1\}}}{\binom{(i)}{\{1,-1,1\}}} \left[\frac{2}{3} + \left(2\varepsilon - \frac{8}{3}\right)L(\varepsilon) + \left(\frac{\varepsilon^3}{3} - 2\varepsilon + 2\right)L^2(\varepsilon) \right] + \varepsilon^3 L^2(\varepsilon) \frac{\binom{(i)}{\{1,1,1\}}}{\binom{(i)}{\{1,1,1\}}} \end{array} \right\} \quad (7)$$

Where $\frac{\binom{(i)}{\{v_1, v_2, v_3\}}}{\binom{(i)}{\{v_1, v_2, v_3\}}}$ is the number of occurrences of $\left\{ \begin{matrix} (i) \\ c \\ j-1 \end{matrix}, \begin{matrix} (i) \\ c \\ j \end{matrix}, \begin{matrix} (i) \\ c \\ j+1 \end{matrix} \right\} = \{v_1, v_2, v_3\}$ for all $j \in [0, N-1]$ in the i th WDS. Each element of $\{v_1, v_2, v_3\}$ takes a value +1 or -1 with equal probability. It is

obvious that $\sum_{\{v_1, v_2, v_3\}} \frac{\binom{(i)}{\{v_1, v_2, v_3\}}}{\binom{(i)}{\{v_1, v_2, v_3\}}} = N$.

In figure 1, SINR is plotted versus ε for different values of $k_b = SNR$ when $K=9$. In the simulation, we take the following values:

$$N = 63, \hat{N}_i = 34, \frac{\binom{(i)}{\{-1,-1,-1\}}}{\binom{(i)}{\{-1,-1,-1\}}} = 6, \frac{\binom{(i)}{\{1,-1,-1\}}}{\binom{(i)}{\{1,-1,-1\}}} + \frac{\binom{(i)}{\{-1,-1,1\}}}{\binom{(i)}{\{-1,-1,1\}}} = 20, \frac{\binom{(i)}{\{-1,1,1\}}}{\binom{(i)}{\{-1,1,1\}}} + \frac{\binom{(i)}{\{1,1,-1\}}}{\binom{(i)}{\{1,1,-1\}}} = 6, \frac{\binom{(i)}{\{1,1,1\}}}{\binom{(i)}{\{1,1,1\}}} = 20,$$

$$\frac{\binom{(i)}{\{-1,1,-1\}}}{\binom{(i)}{\{-1,1,-1\}}} = 6 \text{ and } \frac{\binom{(i)}{\{1,1,1\}}}{\binom{(i)}{\{1,1,1\}}} = 5.$$

As can be seen from this figure, the values of the parameter ε should be tuned to its optimal for different values of $k_b = SNR$. That allows us to reduce the bit error rate in detection [8, 9, 10]. It is remarkable (6) and (7) that it is not easy to calculate the optimal values of ε for each code in a given code set.

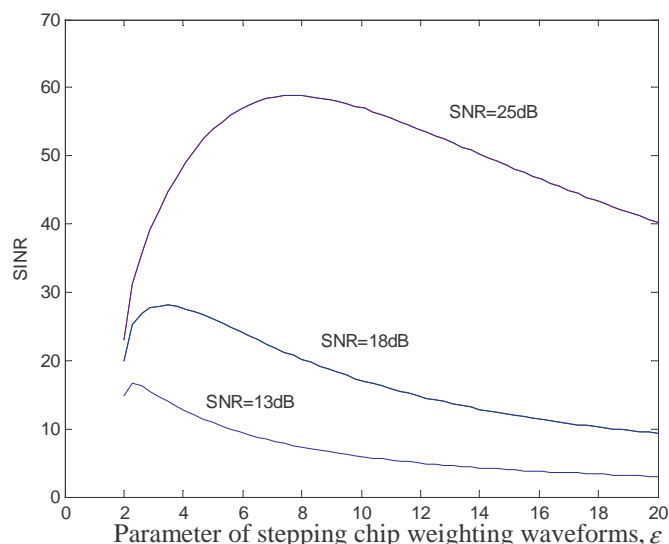


Figure.1 SINR versus the parameter ϵ for various values SNR when $K=9$

3 FUZZY SYSTEMS BASED DETERMINATION:

Takagi-Sugeno fuzzy systems [13] form a very special class of fuzzy systems because the conclusion of each rule is crisp (not a fuzzy set). A typical single antecedent fuzzy rule in a Takagi-Sugeno model of order d has the form: R_k if x_t is A_k then $\hat{y}_{t,k} = P_k^{(d)}(x_t)$ (8), $k = 1, 2, \dots, c$.

Where x_t is the input variable ($x_t \in \mathfrak{R}^n$), A_k is a fuzzy set of R_k and $P_k^{(d)}(x_t)$ is a polynomial of order d in the components $x_{t,i}$ of x_t . In the sequel, we will suppose $d=1$.

For convenience, we will write the conclusion of rule R_k relatively to input x_t as: $\hat{y}_{t,k} = x_t' \beta_k$ (9), where $\beta_k = (\beta_1, \dots, \beta_n)'$. An intercept is allowed in the conclusion $\hat{y}_{t,k}$ if we suppose $x_{t,1} = 1$ (bias term).

Output \hat{y}_t relative to input x_t obtained after aggregating a set of c TS rules can be written as a weighted sum of the individual conclusions:

$$\hat{y}_t = \sum_{k=1}^c \pi_k(x_t) \hat{y}_{t,k} \quad (10)$$

$$\pi_k(x_t) = \frac{\mu_{A_k}(x_t)}{\sum_{j=1}^c \mu_{A_j}(x_t)} \quad (11)$$

Where μ_{A_k} is the membership function related to the fuzzy set A_k . The setting up of a fuzzy system requires two types of tuning [14, 17]:

Structural tuning: the number of the fuzzy rules c and the antecedent fuzzy sets (A_k , $k = 1, \dots, c$) are identified. Many techniques are available in the literature. In this study we used an exhaustive method, based on the use of the Gustafson-Kessel (GK) fuzzy clustering algorithm, which consists to initialise and to adjust the parameters for each selected structure, while starting with a system with two rules ($c = 2$). The optimal number of the clusters c is that which gives a minimal value of the Root Mean Squares Error (RMSE) validity criterion.

Parametric tuning: the model parameters (linear and non-linear) are estimated. The goal of the parameters optimisation is to find the "best" approximation \hat{y}_t to the measured output y_t . The

linear parameters β_k are identified using the Weighted Least Square (WLS) algorithm, while the Levenberg-Marquardt (LM) algorithm is using to estimate the non linear parameters (S_k and m_k). The TS Fuzzy model employed has eight inputs and one output: Seven of the inputs are bound directly to the used code:

$$\Gamma_{\{-1,-1,-1\}}^{(i)}, \left(\Gamma_{\{-1,-1,1\}}^{(i)} + \Gamma_{\{1,-1,-1\}}^{(i)} \right), \left(\Gamma_{\{-1,1,1\}}^{(i)} + \Gamma_{\{1,1,-1\}}^{(i)} \right), \Gamma_{\{-1,1,-1\}}^{(i)}, \Gamma_{\{1,-1,1\}}^{(i)}, \Gamma_{\{1,1,1\}}^{(i)} \text{ and } \hat{N}_i.$$

The last input is k_b and the output of the TS fuzzy model is ε_{fs} . The k_b values of training data have been taken from the range of $[0,25]dB$.

4 RESULTS:

In this section we present the numerical results of our proposed method. The used codes in Table 1 are those of Gold having N=31 for their good correlation properties [12, 15, 16], the number of users is K=9.

The corresponding $\Gamma_{\{v_1,v_2,v_3\}}^{(i)}$ and \hat{N}_i to these codes are noted in Table 2 and allow us to train our TS fuzzy model for different values of k_b . After learning, the TS fuzzy model generalize the relation between the optimal values of $\varepsilon (= \varepsilon_{opt})$ and spreading code while varying k_b values to maximize SINR, it was tested with unseen k_b values.

| code | |
|------|---------------------------------|
| 1 | 011010010101011001110101111110 |
| 2 | 0111110011110111111001100001010 |
| 3 | 0000100011101010010111100110110 |
| 4 | 0000011101001000010011111111010 |
| 5 | 0011000001110010001010111101101 |
| 6 | 1100010110011011110100011001000 |
| 7 | 1001000100110100001000010101010 |
| 8 | 0010000111101010001101001001111 |
| 9 | 1001110111000001101000100101110 |

Table 1. Code of N=31

| code | $\Gamma_{\{-1,-1,-1\}}^{(i)}$ | $\Gamma_{\{-1,-1,1\}}^{(i)} + \Gamma_{\{1,-1,-1\}}^{(i)}$ | $\Gamma_{\{-1,1,1\}}^{(i)} + \Gamma_{\{1,1,-1\}}^{(i)}$ | $\Gamma_{\{-1,1,-1\}}^{(i)}$ | $\Gamma_{\{1,-1,1\}}^{(i)}$ | $\Gamma_{\{1,1,1\}}^{(i)}$ | \hat{N}_i |
|------|-------------------------------|---|---|------------------------------|-----------------------------|----------------------------|-------------|
| 1 | 10 | 8 | 4 | 4 | 2 | 3 | 20 |
| 2 | 2 | 4 | 8 | 4 | 6 | 7 | 12 |
| 3 | 4 | 8 | 8 | 4 | 4 | 3 | 16 |
| 4 | 2 | 8 | 8 | 2 | 2 | 9 | 12 |
| 5 | 4 | 8 | 8 | 4 | 4 | 3 | 16 |
| 6 | 2 | 8 | 8 | 6 | 6 | 1 | 16 |
| 7 | 9 | 10 | 6 | 3 | 1 | 2 | 20 |
| 8 | 4 | 8 | 8 | 4 | 4 | 3 | 16 |
| 9 | 3 | 10 | 10 | 3 | 3 | 2 | 16 |

Table 2. Quantities $\Gamma_{\{v_1,v_2,v_3\}}^{(i,w)}$ and \hat{N}_i of the code set having N=31

In figure 2 we present the evolution of the \mathcal{E}_{opt} and the \mathcal{E}_{fs} obtained using the TS fuzzy model (The number of the rules obtained is $c = 4$). We show a good agreement between the both parameters.

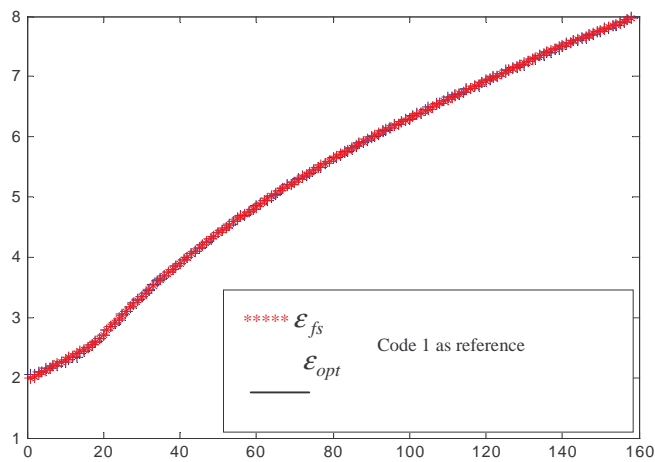


Figure 2 The \mathcal{E}_{fs} and \mathcal{E}_{opt} versus their number (K=9)

Figure 3 illustrates, for different values of unseen k_b , the optimal values of the parameter \mathcal{E}_{opt} and the results given by the TS fuzzy model \mathcal{E}_{fs} . These results have been obtained using the first code given in Table 1 as reference. According this figure, we can conclude that the values obtained by the TS fuzzy model and the optimal values are identically near.

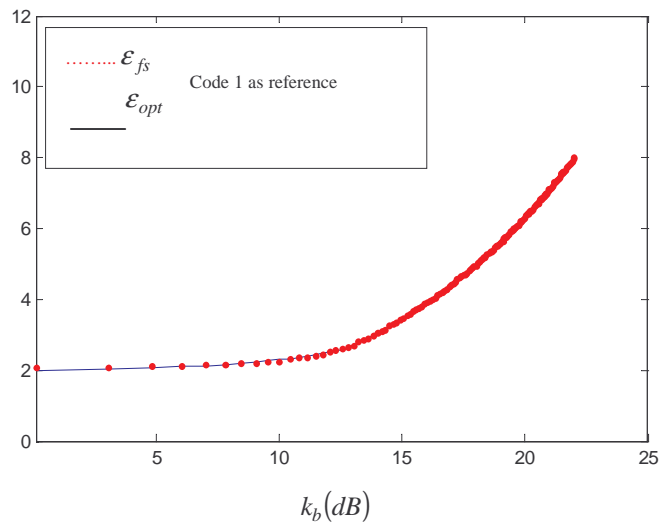


Figure 3 The \mathcal{E}_{fs} and \mathcal{E}_{opt} versus k_b (K=9)

Figure 4 describe the bit error rate (BER) performances of the i th user's receiver versus k_b when the values given by the TS fuzzy model and the optimal values are used in the performance expression given by (6). We remark that the BER does not undergo any degradation. It remains to note that the same results are obtained for the other codes given in Table 1.

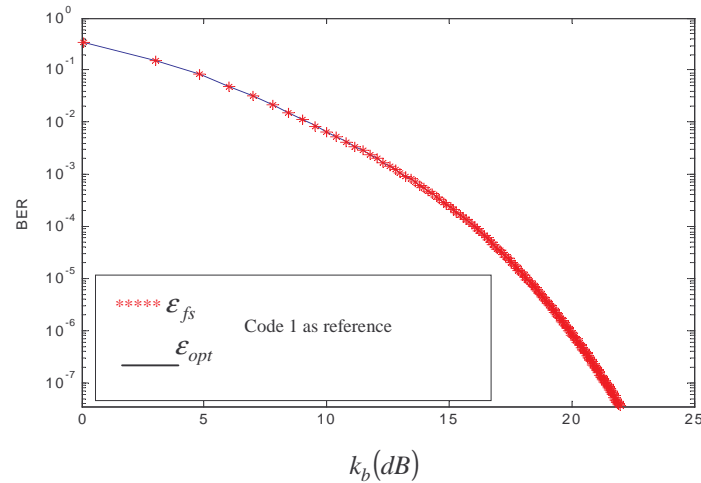


Figure 4 BER versus k_b for the i th user's receiver when the ε_{fs} and ε_{opt} are used in the performance expression, ($K=9$)

Another manner to prove the validity of our model consists to compute the RMSE (Root Mean Square Error) of both phases: training and test. The RMSE is given by :

$$RMSE = \sqrt{\frac{1}{m} \sum_{i=1}^m (\varepsilon_{opt}(i) - \varepsilon_{fs}(i))^2} \quad (12)$$

For 500 iterations, The RMSEs were 0.015 and 0.016 for the training and test (unseen k_b) phases, respectively. As we do not obtain a greater error these results are in good agreement with those given on the figures.

5 CONCLUSION:

In this paper, a new method based on Takagi-Sugeno fuzzy systems permits us to determine easily the optimal values of ε while varying the SNR, and therefore the determination of the despreading sequences weighted by stepping chip weighting waveforms for a DS/CDMA system. It is worth concluding from the numerical evaluations that we get the nearly optimal values of $\varepsilon (= \varepsilon_{opt})$ quickly and easily by our method, and the bit error rate performance does not undergo any degradation while using the values obtained ε_{fs} instead of the optimal values.

The idea of our method can be successfully used for a DS/CDMA having different processing gain. It remains to note that the only inconvenience of our method is the constraint to train again our fuzzy systems when a new user is included in the system.

REFERENCES:

1. W. C. Y. Lee, " Overview of cellular CDMA," IEEE Trans. Veh. Technol. 40, pp. 291-302, 1991.
2. S.Verdu, " Minimum probability of error for asynchronous Gaussianmultiple-access channels," IEEE Trans. Inform.Theory, pp. 85-96, 1986.
3. Y.Jabrane, B. Ait Esaid, N.Naja, " Comparison of performances in cancellation of interferences in a CDMA system between two methods of detection : conventional and maximum likelihood," in the AMSE International conference on modeling and simulation.22, 23, 34 November 2005, Marrakesh, Morocco.
4. J. G. Proakis, " Digital communications, " 3rd edition, McGraw, 1995.
5. R. Kohno, R. Median, L. B. Milstein, " Spread spectrum acces methods for wirless communications," IEEE comm Mag. 33, pp.58-67, 1995.
6. P. Varzakas, G. S. Tombras, " Spectral efficiency of direct-sequence code-division multiple access in cellular mobileradio," Int. J.Comm. Syst. 10, pp. 247-252, 1997.
7. Y. Hauang, Ng. Tung-sang, " A DS/CDMA system using despreading sequences weighted by adjustable chip waveforms," IEEE Trans. Comm, Vol 47 No 12, pp. 1884-1896, December 1999.
8. Y. Hauang, Ng. Tung-sang, " performance of coherent receiver with weighted despreading sequence for DS/CDMA," Electron. Lett. 33, pp. 23-25, 1997.
9. Y.Jabrane, B. Ait Esaid, N. Naja, " A simple procedure for calculating the tuning values of exponential chip weighting waveforms in DS/CDMA ," les 5 èmes journées d'optique et de traitement de l'information. 19, 20 april 2006, Rabat, Morocco.
10. Y.Jabrane, B. Ait Esaid, N. Naja, " A new method for computing the tuning values of exponential chip weighting waveforms in DS/CDMA wirless systems," les 5 èmes journées d'optique et de traitement de l'information. 19, 20 april 2006, Rabat, Morocco.
11. R. Lupas, S. Verdu, " Linear multiuser detectors for synchronous code-division multiple-access channels," IEEE Trans.Inform Theory. 35, pp.123-136, 1989.
12. A. M. Monk, M. Davis, C. W. Helstrom, " A noise-weightning approach to multiple access noise rejection -part I : theory and background," IEEE. J. Select. Areas Comm.12, pp. 817-827, 1994.
13. T. Takagi, M. Sugeno, " Fuzzy identification of systems and its applications to modelling and control," IEEE. trans. On system, man and cybernetics, vol. 15, pp. 116-132, 1985.
14. A. Fiordaliso, " Systèmes flous et prévision de séries temporelles," Hermes Science, 1999.
15. E. H. Dinan, B. Jabbari, " Spreading codes for direct sequence CDMA and wideband CDMA cellular networks," IEEE comm. Mag.36, pp. 48-54, 1998.
16. K. H. A. Kârkkinen, P. A. Leppänen, " The influence of initialphases of a PN code set on the performance of an asynchronous DS/CDMA system," Wirless Pers. Commun.13, pp. 279-293, 2000.
17. R. Iqdour, A. Zeroual, " Comparison between fuzzy systems and neural networks in the identification of Volterra systems," Information Communication Technologies International Symposium ICTIS'2005. 3, 6 June 2005 Tetuan, Morocco.

Article received: 2006-09-21